

# Designing a Lesson

By David Reynolds

**go2teach**  
ADVANCED GLOBAL EDUCATORS

# Designing a Lesson

## Introduction

*“Moses was admonished of God when he was about to make the tabernacle: for, See, saith he, that thou make all things according to the pattern shewed to thee in the mount.”*

Hebrews 8:5






# Designing a Lesson

*By David Reynolds*

## An Architect at Work



- Lesson follows a design originating in the mind of the teacher
- The teacher keeps the purpose of lesson always in mind
- Design is placed on paper




# Designing a Lesson

*By David Reynolds*

## An Architect at Work




- Language must be common to teacher and student
- Design submitted to higher 'planning commission'






# A Lesson Under Construction

- Identify needs
- Design lesson to meet needs
- Find techniques to transmit lesson
- Outline plan in meaningful detail
- Make needed revisions and adjustments
- Rewrite plan



# Design Module


- Prepare
- Explain = PEP
- Practice
  
- Set the stage
- Teach lesson
- Explain content = STEEP
- Examples
- Practice





# Coaches Model

- Set Stage
- State Objective
- Teach Lesson
- Guided Practice
- Independent Practice
- Closure



# Summary

- All good lessons have a design
- Design should be written and followed
- Spiritual lessons must include prayer and God's word
- The needs of the students must be the reason for the lesson

